

Rainforest

Moving and Storage

Pre-Planning and Packing Guide



CALL: 604-833-8174

















Rainforest

Moving and Storage

Pre-Planning and Packing Guide

Packing Tips:












-  Give yourself lots of time to pack. (It's never too early to start packing.)
-  Seal your boxes with packing tape.
-  Use plenty of inkless packing paper to protect your breakables.(Printed paper can rub off and stain your valuables.)
-  Clearly mark all boxes with **breakables** as FRAGILE.
-  Don't over-pack boxes. Over-packing may cause items to be damaged during transport.
-  **Delicate items** should be place at the top of the box.
-  To save space, place smaller items inside larger ones. (i.e., Cutlery inside a large pot.)
-  Mark each box with its contents and location or room , in your new home, that you would like it taken to.
-  **China, stem glasses, and flatware** are best packed vertical in small boxes marked FRAGILE.
-  **Toys** can be bundled in medium or large boxes.
-  To save time, **bed frames** should be disassembled prior to moving day.
-  **Picture frames and mirrors** should be packed in *flat* picture boxes or wrapped in bubble wrap.
-  All **armoires** and **dresser** drawers should be empty for transport.
-  **Coats, suites, shirts, ties, etc.** can be packed in special wardrobe boxes. This eliminates washing and ironing after moving.
-  **Window drapes** can also be packed in wardrobe boxes.

Rainforest

Moving and Storage

Pre-Planning and Packing Guide

Packing Tips:


-  **Lamp shades** should be separated with inkless packing paper and stacked loosely in boxes marked FRAGILE.
-  **Lamps** should be wrapped in packing paper and table lamps packed in boxes, shades removed.
-  **Shoes**, shoe boxes, and boots should be consolidated into medium or large boxes.
-  Special shipping arrangements can be made for **live plants**. Inquire with your Rainforest moving consultant to see about special arrangements for live plants.
-  **Mattresses** will be placed in heavy duty mattress bags by your movers on moving day.
-  Leave **rugs** on the floor, un-tacked. If they have just been cleaned you may wish to leave them rolled for transport.
-  Open boxes of **food** should be sealed. Group small spice, condiment and herb packs in small container and pack them in boxes.
-  **Liquids** should be in spill proof containers with lids on tight and taped shut. If possible place them in a plastic bag for extra protecting from spills or breaks.
-  Long handled **tools** such as garden tools or mops and brooms should be bundled together with tape or twine.
-  All flat fragile items such as **small picture frames, plates** and other **flatware** should be generously wrapped with packing paper and placed on edge for maximum protection.
-  **DANGEROUS GOODS.** It is illegal for us to transport dangerous goods. These include flammables or explosives such as ammunition, propane tanks, bleach, charcoal, matches, lighter fluid, paint, oily rags, pool chemicals, gasoline, aerosol sprays or anything flammable or explosive. If in doubt call Rainforest moving or your Rainforest moving consultant for more information.

Rainforest

Moving and Storage

Pre-Planning and Packing Guide

Packing Tips:

 **Valuables** or items with exceptional value, such as , jewelry, currency, deeds, stocks, bonds, coin or stamp collections, etc.. should not be packed for transport by Rainforest Moving and Storage Inc. Valuables such as these should be moved by you or make other arrangements for there transport. Check with your homeowners insurance for coverage.



 Please remember Rainforest Moving and Storage Inc. will **professionally pack** for you. Call your Moving Consultant for details. **604-833-8174**





**To book your move
CALL: 604 833 8174**

ULTIMATE MOVING CHECKLIST

8 - 10 Weeks before you move:

- Decide whether you are packing your goods or having the moving company pack for you.
- Pick a move date.
- Obtain estimates from at least 3 different moving companies.
- Hire a professional moving company as soon as possible, especially in the summer months.
- Create a moving Folder to keep all estimates and moving expenses. Some moving costs may be tax deductible.
- Start researching your new community.

6 - 8 Weeks before you move:

- Purge - Sort through household and personal items and decide which ones to take with you and which ones to sell at a yard sale or donate to charity.
- Contact your children's new school(s) and arrange to have school records transferred to the new school district.
- Ask doctors for referrals to your new city.
- Gather copies of legal and financial records.
- Call your insurance agent and make any necessary changes to your policy.

4 - 6 Weeks before you move:

- Order or buy boxes and moving supplies.
- Start packing items you don't use often.
- Clearly label each box with items and the room it is destined for.
- File a change of address at the post office.
- Send rugs, drapes, and similar items out to be cleaned.
- Plan a garage sale.
- Start using items that can't be moved or packed early such as frozen foods, perishables, flammables, bleach, aerosols, BBQ propane tanks, lawn mower gas, etc.

2 - 3 Weeks before you move.

- Reserve your move by calling 604-833-8174.
- Notify utility companies of your new residence and set up new accounts and effective dates of service.
- Cancel or transfer newspaper and magazine subscriptions.

1 week before you move:

- Put aside a number of boxes that you will pack essential items into near the end of the week.
- Finish packing, putting aside essential items you will need during the next week.
- Gather any prescription medications you may need over the next couple weeks and keep in a safe accessible place.
- Begin a final cleaning of your home and yard.
- Review your moving plan and call your Rainforest moving consultant with any questions you may have.
- Notify friends and family of your new address.
- Pack essential into boxes but keep accessible.
- Drain gas and oil from lawn equipment.
- Drain water from hoses.

MOVING DAY!

- Remain on the premises until everything is loaded into the moving truck. Sign the Bill of Lading and confirm the destination address.
- Check all rooms, closets, basement, garage, laundry room, storage areas for missed items.
- Leave any garage door openers and spare keys in a clear visible place for the new owners.
- Lock all doors and windows.

Enjoy your new home!

The team at Rainforest Moving and storage know that moving can be a stressful and busy time for all involved. We hope this list helps make your move easier and stress free. With the help of Rainforest Moving and Storage, and this checklist you can insure a fast, streamlined, stress free move.

Rainforest Moving and Storage

List of Professional Services to call before you move.

-  Accountant
-  Schools
-  Attorney
-  Doctor
-  Health Insurance provider
-  Dentist
-  Insurance Agent
-  Auto Finance Company
-  Bank
-  Credit Card companies
-  Gas Card Accounts
-  Health Club
-  Monthly Memberships
-  Magazines
-  Newspapers
-  Newsletters
-  ICBC / Drivers Licence

Rainforest Moving and Storage

List of Utility services to call before you move.

Notify these utility services of your move at both your old and new locations.



Electric



Gas



Water



Telephone



Cell Phone



Cable



Internet



Trash Collection



The Rainforest Wrap





Custom Crating



RainDrop
Moving Box Rentals





ECO-FRIENDLY moving box rental

RainDrop box rentals are based on a 30 day rental period. This allows you maximum time to pack, move and unpack your belongings. Simply call one of our rental consultants and they will happily help you pick the package that best suits your needs.

Call for a FREE consultation: (604) 833-8174

1 Bedroom RainDrop Package \$140

- 20 x 70 ltr. Raindrop moving boxes
- 20 x Packing Labels
- 1 x Wardrobe Box
- 1 x Felt Marker

2 Bedroom RainDrop Package \$210

- 30 x 70 ltr. Raindrop moving boxes
- 30 x Packing Labels
- 1 x Wardrobe Box
- 1 x Felt Marker

3 Bedroom RainDrop Package \$280

- 40 x 70 ltr. Raindrop moving boxes
- 40 x Packing Labels
- 2 x Wardrobe Box
- 1 x Felt Marker

4 Bedroom RainDrop Package \$350

- 50 x 70 ltr. Raindrop moving boxes
- 50 x Packing Labels
- 2 x Wardrobe Box
- 2 x Felt Marker

5 Bedroom RainDrop Package \$420

- 60 x 70 ltr. Raindrop moving boxes
- 60 x Packing Labels
- 2 x Wardrobe Box
- 2 x Felt Marker

Ultimate RainDrop Package \$560

- 80 x 70 ltr. Raindrop moving boxes
- 80 x Packing Labels
- 3 x Wardrobe Box
- 2 x Felt Marker

Packing made easy as 1, 2, 3.



Whether you use rainforest moving, move yourself or choose to use another company to move your goods, this promotion can always be used to take advantage of the **free delivery** of our **eco-friendly** moving box rentals.

INDIVIDUAL RENTAL RATES

all rates are based on a 30 day rental.

-  70 litre Raindrop moving box \$7
-  4 Wheel Dolly \$10
-  2 Wheel Dolly \$10

MOVING SUPPLIES

Sales price list

- | | | | |
|-----------------------------|---------|---|---------|
| Packing paper 12 lb. bundle | \$16 | Plastic Wrap | \$24.99 |
| New Wardrobe Boxes: | \$14.99 | (keeps drawers closed tight and protects furniture) | |
| Mattress Bags: | | Security ties x 40 | \$6 |
| Single | \$5.50 | (keeps raindrop box lids shut tight) | |
| Double | \$6.50 | Bubble Wrap 48" x 4' | \$1.33' |
| Queen | \$9.50 | | |
| King | \$12.50 | | |



Call: 604-833-8174

visit us at: www.raindropboxes.com